

The **PRAYER COVENANT** *For Children*

GRACE Dear heavenly Father, thank you for loving me and making me one of your children.

LOVE Help me love and obey you.

COMPASSION Help me love others the way you love me.

REPENTANCE I am sorry for my sins. Wash me clean.

WORSHIP I will praise you with my whole heart!

COMMITMENT Jesus, I want to follow you as my Lord. Change me any way you want.

DEPENDENCE Fill me with your Holy Spirit. I want to know your plans for me.

INFLUENCE Make me a messenger of your grace, truth and justice.

DISCIPLESHIP Use me for your glory and to invite others to follow you.

AUTHORITY In Jesus' name I pray. Amen.

MEMORY VERSES

The Parable of the Lost Sheep · Luke 15:1-7 | How great is the love the Father has lavished on us that we should be called children of God. —John 3:1

The Story of Abraham · Genesis 12:1-5 | Love the Lord your God with all your heart and with all your soul and with all your mind. This is the first and greatest commandment. —Matthew 22:37, 38

The Good Samaritan · Luke 10:25-37 | My command is this, love one another as I have loved you. —John 15:12

Parable of the Unforgiving Servant · Matthew 18:21-35
| Wash me thoroughly from my iniquity and cleanse me from my sin. —Psalm 51:2

The Christmas Story · Luke 2:1-20 | I will praise you, O Lord, with all my heart; I will tell of all your wonderful deeds. —Psalm 9:1

Peter Wasn't Perfect · Luke 22:54-62 | Whoever wants to be my disciple must deny themselves and take up their cross daily and follow me. —Luke 9:23

The Comforter · John 14:15-31 | Be filled with the Holy Spirit. —Ephesians 5:18b

Jesus and the Children · Matthew 18:1-6 | We have seen his glory, the glory of the one and only Son, who came from the Father, full of grace and truth. —John 1:14

Saul of Tarsus Becomes Paul · Acts 9:1-22 | Go therefore and make disciples of all nations, baptizing them in the name of the Father, the Son and the Holy Spirit. —Matthew 28:19

Blind Bartimaeus · Mark 10:46-52 | Therefore, God exalted Him to the highest place and gave Him a name that is above every name. —Philippians 2:9

The PRAYER COVENANT *For Children* | Teaching Children How to Pray!

**3RD
EDITION**

More Activities!
New Layout!

CANDY MARBALLI
With **Stephen Eyre**

Illustrations by **Luke Flowers** | Foreword by **Jerry Kirk**





The Prayer Covenant Inc.

P.O. Box 40841

Cincinnati, OH 45240

www.theprayercovenant.org

Copyright © 2014 by Candy Marballi. All rights reserved.

©2018 The Prayer Covenant for Children/Games provided by GameLife77.com. All rights reserved.

All rights reserved. No part of this book may be produced by any means, electronic, mechanical, photocopying, scanning, or otherwise, without permission in writing from the publisher, except by a reviewer, who may quote passages in a review. The Prayer Covenant Card may be copied but not altered, edited, or amended and is also available online with free downloads at **www.theprayercovenant.org/children**.

Materials to supplement *The Prayer Covenant for Children* are available at www.theprayercovenant.org, including free multiple-language versions of *The Prayer Covenant Children prayer cards*, *The Prayer Covenant for Children 24 page booklet* and *The Prayer Covenant for Children Coloring Book*. Special discounts are available for bulk purchases.

Unless otherwise stated, biblical quotations are taken from THE HOLY BIBLE, NEW INTERNATIONAL VERSION®, NIV® Copyright © 1973, 1978, 1984, 2011 by Biblica, Inc.™ Used by permission. All rights reserved worldwide.

Design by Sound Press and Granite Creative, inc

ISBN 978-0-9899525-8-3

Third Printing 2019

Printed in Mexico



Table of Contents

THE CHILDREN'S PRAYER.....	1
ENDORSEMENTS.....	6
DEDICATION.....	8
FOREWORD.....	9
INTRODUCTION.....	10
SAMPLE LESSON.....	12
GRACE.....	18
LOVE.....	26
COMPASSION.....	34
REPENTANCE.....	42
WORSHIP.....	50
COMMITMENT.....	58
DEPENDENCE.....	66
INFLUENCE.....	74
DISCIPLESHIP.....	82
AUTHORITY.....	90
MY PRAYER COVENANT RECORD.....	98
COLORING PAGES.....	99
CREATION TO CHRIST HAND MOTIONS.....	109

Endorsements

It's a joy and honor for Biblica—The International Bible Society to be partnering with The Prayer Covenant for Children. Children are not only the future leaders of the Church, they are participants and the majority of the Church around the world today. The prayers of children have a powerful and eternal impact—bringing people to faith in Christ all over the world. This resource accomplishes that task!

– **LAREAU ANDERSON**, Sr. Director Global Partnerships, Biblica—The International Bible Society

Now is the time to direct our eyes to them, they are the new generation of world changers who are waiting to take the torch of faith. The Prayer Covenant for Children is the spark that is acting as a trigger for this change. Through prayer, children are rising up and transforming lives. The prayer covenant is becoming a catalyst tool to lift the children of the world in a time when we have lost one of the most important core values taught by Jesus — prayer. The Prayer Covenant is a call from God and is well said by Candy Marballi in her book. She invites us to raise a new generation of worshipers and intercessors around the world.

– **LUIS BUSH**, International Facilitator, TWC, Servant, Transform World 2020; Co-Founder 4/14 Movement with Pastor Nam Soo Kim

The Prayer Covenant for Children is a bold challenge to engage the hearts of children in the mission to advance the Kingdom of Christ through prayer. Thanks, Candy, for such an effective tool.

– **GARY L. FROST**, Vice President, Midwest Region and Prayer North American Mission Board

The Prayer Covenant for Children is an amazing, one-of-a-kind book! Its power of focus, crystal clarity and profound simplicity make this a great gift to the body of Christ! I believe God will use this book to raise up a generation of passionate praying children, rooted in the Word of God, and released into anointed ministry for the glory of Christ! As both a dad and pastor of prayer, I highly recommend this book! Let's follow Jesus together in the place of prayer with our children!

– **DR. JASON HUBBARD**, Director of Light of the World Prayer Center

This book is a beautifully illustrated and written prayer guide for children around the world and a must-have resource for churches, schools and families. It is both engaging and practical.

– **ROBERT A. MCDONALD**, Retired Chairman, President and Chief Executive Officer of The Procter & Gamble Company

The Prayer Covenant for Children is instantly engaging. It is extremely accessible for teachers, and the lessons balance prayer, scripture and practical exercises beautifully. It provides the value of a full-featured Sunday-school curriculum in the package of a best-selling children's book.

I love The Prayer Covenant for Children because it introduces children to the wonder and power of talking to God while making profound biblical truths simple and fun! It invites the reader to experience the goodness of God in their own lives while taking them on a visual tour of the grand story of God's covenant with humanity. There is something in every lesson for children of all ages. It is fun, versatile and effective.

– **JOSHUA MAHONEY**, Resources Manager - Every Home for Christ

Endorsements

On the day of Pentecost, Apostle Peter affirmed that citizenship in the Kingdom of God and the gift of the Holy Spirit belong to us and to our children (Acts 2:39). The Prayer Covenant for Children rightly demonstrates that the reality of this promise is as relevant and real for today's Church as it was back then.

– **SIDNEY MUISYO**, Vice President for Africa Region, Compassion International

It is an amazing privilege to partner with The Prayer Covenant for Children and pray together so that everyone, everywhere can know about Jesus! Childrens' prayers bring unity to us all, and touch the heart of God!

– **CHERY OSTERLOH**, Global Prayer, Jesus Film Project

I am delighted that the Prayer Covenant is now prepared for children to use in their prayer life. I wonder if the most significant use of this Prayer Covenant will be in preparing children around the world to live a praying life. And so we loudly proclaim, "Come on children, learn to pray and worship God."

– **DR. LOU SHIREY**, Director of Clergy Development/Prayer Ministry, International Pentecostal Holiness Church

Jesus wants children to come to Him. The Prayer Covenant for Children not only provides children of all ages the path to know Him intimately, but also empowers them to be joyful followers of Jesus as they pray and share with others. Candy, thank you for this wonderful resource!

– **DION STEINBORN**, Director's Office of Jesus Film, Project Catalyst

In partnership with many ministries, The Prayer Covenant is everywhere changing lives. I'm thrilled this fruitful prayer resource (now even better) will inspire children globally to join the millions already praying, "Lord, fill me with your Holy Spirit!"

– **GREG STOUGHTON**, Partnership and Project Coordinator, Office of the President for Cru

How life-changing for children to be taught the need for prayer, how to pray and the power of prayer! In addition to the importance of prayer, the book also teaches children of God's love for them and the importance of obedience.

– **THOMAS E. TRASK**, Former General Superintendent of the Assemblies of God

God is raising up a generation of world-changer children and youth. The Prayer Covenant for Children is an amazing resource for them to learn to pray Christ-centered prayers for themselves and others every day. How cool is that! I'm a big fan! I plan to share it with all of my friends and colleagues, especially the younger ones. I encourage you to do the same.

– **TOM VICTOR**, President, The Great Commission Coalition, Facilitator, 4 to 14 Window North American Region

The Prayer Covenant for Children is an awesome biblical tool to develop love and intimacy with and for the Almighty, in our children. I believe it will encourage all believers to pray, evangelize and disciple our children to passionately pursue radical obedience to The Greatest Commandment and the Great Commission. Thank you for this great gift to the body of Christ!

– **K. MARSHALL WILLIAMS SR.**, Senior Pastor, Nazarene Baptist Church, Philadelphia PA, and President, National African American Fellowship, SBC



Dedication

To all the children in the world; may you grow to understand how much your heavenly Father dearly loves you.

To my beloved husband, Vik, and our children, Jonathan and Maria, for your love, support and encouragement.

To Stephen Eyre, my co-author, for graciously sharing his expertise, guidance and commitment to this project.

To Jerry Kirk, for his generosity and unwavering support in extending the vision of the 40-Day Prayer Covenant to the children of the world.

To all the ladies that were on the team that helped develop the Children's prayer: Amy Kirk, Sharon Mason, Stephanie Plankovitch, Sharon Schatz and Katie Steele.

To Irma Chon and Katie Steele of the 4/14 Movement, for their input and guidance.



Foreword

I have been involved with the ministry of the adult Prayer Covenant for over 45 years. I am constantly delighted to see how God is blessing and expanding its ministry. However, the Prayer Covenant for children is one of the surprises of God. It never occurred to me, that is until Candy Marballi shared her vision. Candy was led by the Lord to create a team of specialists in Children's Ministry. Since Candy and her team have given their lives in ministry to children, they were eager to capture the Prayer Covenant in the language of children. After producing the children's version of the Prayer Covenant, Candy and others saw the need for this book.

Like the adult version, the Prayer Covenant for Children is a tool that guides and enriches prayer. And as the name implies, it is written for children. It meets children where they are, but it doesn't leave them where they are. It is a beautiful, concise, direct and challenging prayer that is just right for children's spiritual growth.

This book is written mainly for children. But I believe it will bless and enrich parents too—so that they can be a channel of blessing to their children; it will also bless and enrich Sunday School teachers so they can bless their students; and it will bless and enrich pastors so that they can bless the entire Christian education process.

It is natural for children to pray; and it is natural for children to pray with their parents whom they trust and love. What *The Prayer Covenant for Children* provides parents and teachers with is a track on which to run. It is a prayer-shaped avenue that opens children to the love that God gives and the peace that every child needs.

Initially *The Prayer Covenant for Children* seemed like a good idea. Now I believe producing *The Prayer Covenant for Children* is one of the most important decisions our leadership team has made. It may be the match that ignites the flame of the Prayer Covenant around the world!

JERRY KIRK

Founder of The Prayer Covenant



Introduction

TEACHING CHILDREN HOW TO PRAY

Luke 11 opens with the disciples' simple request, "Lord teach us to pray." Since its first publication in 2014, when Tom Victor invited us to launch this book at the 4/14 Best Practices Conference in NYC, God has used *The Prayer Covenant for Children* to share the gospel message and disciple the hearts of children while teaching them to pray. As children experience the power of answered prayer, they are excited, their faith is strengthened and they want to pray more.

Prayer is one of the most important spiritual disciplines because prayer nurtures our relationship with Jesus. The more time we spend with Jesus, the more we become like Jesus—full of his grace, love, compassion and forgiveness. Our prayer is that this book will facilitate a prayer movement among children and youth worldwide and raise up a generation of followers that understand the cost of true discipleship and the privilege we have as his children to spend time with him every day in prayer.

As children embark on this prayer journey, we want them to experience God in powerful ways, learning how to obey him and respond to the promptings of his Holy Spirit.

God speaks to his children in countless ways through his Holy Spirit. Learning to listen is something we hope they will discover as they begin a lifestyle of prayer. Colin Millar is a prayer igniter and shared with me his "Give God A High Five" out of Psalm 46:10 which says, "Be still and know that I am God." It's an invitation to give five minutes to be still with the most high God. What a great concept for children and grown-ups! Simply invite the children to spend five minutes being still before God and allow them to listen to what he might be saying or prompting them to do. We will address this further in the Dependence chapter. Our listening to God is as important as our prayers. He speaks through his Word and through the gentle promptings of his Holy Spirit. Little Samuel in the Bible learned to discern his voice and God was able to use him to lead a nation.

Our mission is our passion: leading children and adults to follow Jesus through the power of the Prayer Covenant. As we are equipping children with this tool, God is miraculously working in and through them in powerful ways. We have reached over 2.5 million children in 53 countries worldwide — 2.5 million children following Jesus together! 2.5 million children learning to hear and obey his voice! And we believe this is only the beginning.

Be sure to check out our children's resource landing page: theprayercovenant.org/children. You will find lots of resources, pictures and testimonies from Prayer Covenant children all over the world. We love stories! Please write and share your Prayer Covenant story with us. We look forward to hearing from you.

Introduction

LEARNING TO PRAY

Your children may ask, “What is a covenant?” It is simply a promise between two or more people—a promise to pray for one another for any period of time that they choose. Children are relational—the concept of praying for another person or two or three is fun and easy for them to grasp. As you work through each lesson be sure to ask, “Who might God be laying on your heart to enter into a prayer covenant with?” and, “What ways is God speaking to you to share his story with others?”

Children often begin covenants with their parents, siblings and friends. They can enter new prayer covenants at any time. The main goal is for children to develop a lifestyle of prayer. More often than not, the children are the ones who begin leading prayer in their homes.

We hope you enjoy the new layout, which flows the entire book together into 10 chapters covering building blocks of discipleship: Grace, Love, Compassion, Repentance, Worship, Commitment, Dependence, Influence, Discipleship and Authority. Each exciting lesson includes a Bible story, memory verse, worksheet, popcorn prayer, a fun experiential game, a RAP and so much more. Look for these 10 icons that mark each activity in every lesson.



The curriculum is flexible. Decide what works best for you, whether in your Sunday school class, a VBS program, or a small group study. We recommend launching it in two phases. First, disciple the children through the 10 themes over a period of 10 weeks, and then invite them to covenant with a friend or family member. When you’ve completed the curriculum, keep prayer a priority in the classroom. Just as you have time for music worship, add time each week to incorporate prayer worship. Invite children to share:

- How God is changing them.
- How God is changing the person for whom they are praying.
- How God is speaking to them.
- Answers to prayer.
- Prayer requests.

Thank you for your partnership in leading little ones to Jesus through the power of prayer.



Grace

ACTIVITY 1: CAN YOU SAY IT?



Memorizing the prayer

Dear Heavenly Father, thank you for loving me and making me one of your children.

Read the full prayer together – focus on this theme, i.e. Grace.

Sing the full prayer all together. (Play the music recordings)

ACTIVITY 1

Memorizing the corresponding scripture reference (1 John 3:1)

Puzzle Activity

Each word is on a different puzzle piece. They have to put the words in the right order to complete the verse.

Whiteboard Activity

You have a coach with the full verse written on the whiteboard. The children say it all together but then the coach begins to erase some of the words until none remain and the children can say it by heart.

Line-Up!

Have the children stand in a row. Each child says the next word of the verse. If they miss a word they have to sit down. (This is harder than it sounds!)

Have small prizes for those who can memorize the verse.

Have the children rotate through all the different 'memorizing' activities.

ACTIVITY 2: CAN YOU FIND IT?



ACTIVITY 2

Bible study time – digging deeper into God’s word. Have scripture references related to the particular theme. Have a race with who can look up each Bible verse (three verses below) fastest then have that person read it.

Discover what the Bible says about GRACE:

John 3:16

1 John 4:10

Romans 8:38,39

(You can use these verses or use different verses)

What is the verse saying to me?

How does it apply to my life?

What have I learned about Grace?

ACTIVITY 3: CAN YOU FEEL IT?



ACTIVITY 3

Discussion/sharing session. Judgment-free zone—children can express their doubts about faith, ask questions, share fears, etc. Each brings a different perspective to faith. Leaders should open up by sharing a personal story about grace in their lives. Be vulnerable with the children, let your guard down and the children will do the same.

Some examples of questions can be:

- 1) How do you know God loves us?**
- 2) How do you show your love?**
- 3) What makes you feel loved?**
- 4) What makes us God’s child?**

ACTIVITY 4: POPCORN PRAYER



ACTIVITY 4

This is a chance for the children to pray together corporately. Some may have never prayed before and are shy to try. Popcorn prayer makes praying easy and fun as you just shout out one-word prayers or short-sentence prayers. Begin by teaching the children the names of God and his attributes. It is a way to worship and praise God. Children love this and respond very quickly. You sense the Spirit rise up within their prayers. Each day they will be more and more comfortable and may even begin to share prayer requests by the end of the week.

The Lord our Righteousness (Yahweh Tsidqenu)

Immanuel (Immanu-el)

Father (Abba)

The Everlasting God (El Olam)

God Most High (El Elyon)

Judge (Shophet)

The Lord is my Shepherd (Yaweh Rohi)

The Lord is my Rock (Yahweh Tsur)

The Lord is my Peace (Yahweh Shalom)

God, Mighty Creator (Elohim)

Lord (Yahweh)

The God who Sees Me (El Roi)

God Almighty (El Shaddai)

The Lord will Provide (Yahweh Yireh)

The Lord who Heals (Yahweh Rophe)

Another prayer activity is “Praying in Color.” Put on worship music for the children and have them just lay in the grass enjoying God’s creation—the sky, the trees, the clouds. On large sheets of white paper (flip charts), have the children randomly draw as they feel led whatever they feel God saying to them. Children LOVE praying in color and you’ll be amazed as you see what they share. This activity can easily take 30 min.

ACTIVITY 5: TALK IT!



Have the children share openly their thoughts on the love of God: fears and concerns about losing God's love or the joy they experience learning about his love for them.

Some topics for further discussion may include:

Grace means being loved even when we didn't do anything to deserve that love.

What does everlasting love mean? It means love that will never end! It won't end if you do something wrong. It won't

end if you feel scared. It won't end if your parent loses their job. It won't end if (have them fill in the blank).

No matter what happens, Jesus' love will never ever end and will never ever fail.

ACTIVITY 5

ACTIVITY 6: CAN YOU HEAR IT?



Story time is a favorite with children. Start by reading the story to the children and asking questions. *(15 min)*

Choose volunteers to be actors and act out the Bible story in a drama. Simple costumes work great! Have a staff for the shepherd and simple Bible time clothing like a scarf for their head and a robe. *(15 min)*

Play the Retell game. Tell the story in a very simple, repeatable way and have the children take turns retelling it. Make groups of eight and throw the first child a ball. They begin with one line of the story and then throw the ball to the next child who then gives the next line of the story. Keep passing the ball and sharing one line of the story until the story has been fully told. *(15 min)*

ACTIVITY 6

ACTIVITY 7: CAN YOU DO IT?

APPLICATION



ACTIVITY 7

Discussion time: Discuss the following questions or create your own:

How can I apply what I learned today to my own life?

How have I seen grace in action?

What is one thing I can do to show grace to others?

ACTIVITY 8: PLAY IT! (DJ'S GAMES from GameLife)



ACTIVITY 8

“Shepherd & Sheep” Game

1. IMPORTANT: This game is played like “Steal the Bacon” just with four sides and some extra twists: “sheep,” “wolves” and the “shepherd.”
 2. Show players the boundaries where the game will be played — a large square. In the center is a smaller square where the “Lost Sheep” live. There are six wolves guarding the lost sheep. Divide the players into four teams placing each team on each of the four sides of the outer square.
 3. Once the players have been divided into four teams (two teams if you have less than 10 players) assign each player on a line a number. Each team should have a one, a two, a three, and so on.
 4. Explain that when the coach shouts “Number ones,” the players with that number can run and try to tag and rescue a lost sheep in the center. If tagged by a wolf you are out till next round.
 5. IMPORTANT: Have more “wolves” than “rescuing sheep.”
 6. The sheep will NOT be able to capture the lost sheep because there are too many wolves.
 7. IMPORTANT: Play again; this time explain one of the coaches will be a “Good Shepherd” and can call out at any time “Wolves BE GONE! Sheep go HOME!” And the wolves must sit down and sheep can all go back to the line to play again.
- **Truth to Life Connection: The Good Shepherd always makes sure that all sheep are safe at his home.**

ACTIVITY 9: WORKSHEET



ACTIVITY 9

Have photocopies of the worksheets. One for each child. Have pens, pencils, coloring pencils and crayons to be able to do the craft. You don't have to use the craft listed but create your own. The questions review each particular theme.

1. Can you remember the first line of the prayer and write it below?
2. Fill in the blanks:
I John 3:1, "How _____ is the _____ the _____ has lavished on _____ that _____ should be _____ the _____ of God."
3. In your own words, can you share what you think makes you God's child forever?
4. Jesus knows you by name and knows everything about you!
Can you write a sentence or draw a picture describing how that makes you feel?
5. RESPONSE TIME:
It's good to be thankful. This pleases Jesus. Can you write a thank you note to Jesus? (Have colored paper, crayons, markers, pencils and stickers available for the children to make their own thank you card to Jesus. Or you may choose a different craft to make.)

ACTIVITY 10: IT'S A RAP!





ACTIVITY 10

This is another favorite. Each theme ends with a RAP. It allows children to express themselves creatively. Have instruments: drums, keyboard—percussion instruments of any kind, even homemade ones will work well. Choose one person to lead the RAP and the group responds accordingly. The words are in the book. Rotate different leaders. You can also have the children come up with words for their own RAP that speak about GRACE.

Grace

*Dear heavenly Father,
thank you for loving me
and making me one
of your children.*





1 JOHN 3:1

How great is the love the Father has lavished on us, that we should be called children of God!



Grace



CAN YOU SAY IT?

Dear heavenly Father, thank you for loving me and making me one of your children.

1 JOHN 3:1

How great is the love the Father has lavished on us that we should be called the children of God!



CAN YOU FIND IT?

John 3:16

1 John 4:10


Romans 8:38-39



CAN YOU FEEL IT?



Grace



“POPCORN PRAYER” BREAKOUT SESSION

If your class is large, break up into small groups and lead with, **“Heavenly Father, thank you for loving me and making me one of your children.”** Have the children repeat that line and then ask them one-by-one to pray one-sentence prayers telling God how they love being his child, what God’s everlasting love means to them, and thanking him for his love. They can shout out the names of God or his attributes as shared in the Sample Lesson. If your class is small, you can do this by forming a circle holding hands, and as each child feels led to pray, they can.



TALK IT!

- Grace means being loved even when we didn’t do anything to deserve that love.
- We know God loves us because he created us, provides for us and sent his only Son, Jesus, to die on the cross for us.
- Do you know what everlasting love means? It means love that will never end. Not even in a zillion years.
- It won’t end if you do something wrong.
- It won’t end if you feel scared.
- It won’t end if someone you love dies.
- It won’t end if your parent loses their job.
- It won’t end if you get a bad grade at school.
- No matter what happens, Jesus’ love will never, ever end and will never, ever fail.

Have the children share openly their thoughts on the love of God: fears and concerns about losing God’s love or happiness and joy experiencing and learning about his love.



CAN YOU HEAR IT?

The Parable of the Lost Sheep (Luke 15:1-7)

Jesus wanted everyone to know how much God loves them. He told a story about a shepherd and his lost sheep. The shepherd was so concerned about one that was lost that he left the rest of the flock and looked especially for that lost sheep. Sheep sometimes stray and go their own way. They are helpless animals that can easily be attacked and eaten by bears, wolves or lions. A shepherd's job is to protect sheep from danger, and that's just what the shepherd did. He was so happy when he found the sheep that he carried it on his shoulders all the way home. Then he called all of his friends and neighbors to celebrate the one lost sheep that was found. Jesus said this is how it is in heaven when one boy or girl, man or woman, accepts him as their Savior—they go from being lost to being found, and that brings great joy, happiness, and celebration in heaven! Zephaniah 3:17 helps us feel the joy our heavenly Father has for his children. "The Mighty One will save; He will rejoice over you with gladness, he will quiet you with his love, he will rejoice over you with singing." How does that make you feel?



CAN YOU DO IT?

- Believe Jesus died for your sins and lives within your heart.
- Believe that his grace made you his dearly loved child.
- Believe that his love for you will never end, no matter what.
- Believe that God can use you to share his message of grace with someone today.

Grace



PLAY IT!

Shepherd & Sheep

1. **IMPORTANT:** This game is played like “Steal the Bacon” just with four sides and some extra twists: “sheep,” “wolves” and the “shepherd.”
 2. Show players the boundaries where the game will be played — a large square. In the center is a smaller square where the “Lost Sheep” live. There are six wolves guarding the lost sheep. Divide the players into four teams placing each team on each of the four sides of the outer square.
 3. Once the players have been divided into four teams (two teams if you have less than 10 players) assign each player on a line a number. Each team should have a one, a two, a three, and so on.
 4. Explain that when the coach shouts “Number ones,” the players with that number can run and try to tag and rescue a lost sheep in the center. If tagged by a wolf you are out till next round.
 5. **IMPORTANT:** Have more “wolves” than “rescuing sheep.”
 6. The sheep will **NOT** be able to capture the lost sheep because there are too many wolves.
 7. **IMPORTANT:** Play again, this time explain one of the coaches will be a “Good Shepherd” and can call out at any time “Wolves **BE GONE!** Sheep go **HOME!**” And the wolves must sit down and sheep can all go back to the line to play again.
- **Truth to Life Connection:** The Good Shepherd always makes sure that all the sheep are safe at his home.

QUESTIONS

1. In the first round of the game was anyone able to save the sheep from the wolves?
(no) Why not?
2. In the Bible how many sheep did the good shepherd go out to save? Just one! Boys and girls did you know that if you were the only one lost, the good shepherd, Jesus, would come look for you? How does that make you feel knowing that Jesus is looking out for you at all times?
3. *Let's pray. Repeat after me. God thank you that we had fun in our game, help me understand that Grace is receiving something I did not earn or work for. It is a gift. Let's pause and listen as God speaks to us. Have I ever asked for this gift of Grace? (**Pause) God, thank you that you can make me one of your children. I am a child of God!

**[Leader, these prayers are “repeat after me prayers.” Boys & girls repeat after me...]*

***[Leader, please pause for 10 seconds allowing God to speak to each child's heart.*

We are teaching the children to speak in prayer and to listen in prayer.]



Grace



WORKSHEET

1 Can you remember the 1st line of the prayer, GRACE, and write it below?

2 Fill in the blanks.

I John 3:1: "How _____ is the _____ the _____ has lavished on _____
that _____ should be _____ the _____ of God."

3 In your own words can you share what you think makes you God's child forever?

4 Jesus knows you by name and knows everything about you!

Can you write a sentence or draw a picture describing how that makes you feel?

5 RESPONSE TIME:

It is good to be thankful. This pleases Jesus. Can you write a thank you note to Jesus?

Grace

IT'S A



I'm a beloved child of the King of Kings!

I AM, I AM!

I'm his prized possession for all eternity!

I AM, I AM!

I'm saved by his grace and redeemed by his blood!

I AM, I AM!

I'm covered with his feathers and safe from harm!

I AM, I AM!

I'm thankful that his love for me will never, ever end!

I AM, I AM!

I'm a child of the most high God!


AMEN!

The teacher leads by reading the words in black, and the children follow with the response in blue highlight. Afterward, encourage the class to write their own rap as a group, writing their suggestions on the board. Watch the excitement build as the children rap what they have just written!

Love

Help me love and obey you.





MATTHEW 22:37,38

Love the Lord your God with all your heart and with all your soul and with all your mind. This is the first and greatest commandment.



Love



CAN YOU SAY IT?

Help me love and obey you.

MATTHEW 22:37-38

Love the Lord your God with all your heart and with all your soul and with all your mind.
This is the first and greatest commandment.



CAN YOU FIND IT?

Deuteronomy 7:9

John 14:15

2 John 1:6

Colossians 3:20

What is obedience?

Is love more important than obedience?

CAN YOU FEEL IT?



Why is love linked to obedience?

Love



“POPCORN PRAYER” BREAKOUT SESSION

Lead the children in their prayer time once again by praying, **“Help me love and obey you.”** Have the children repeat the prayer. Encourage them to pray one-sentence prayers asking God in their own words for his help in learning to love and obey him. They can shout out the names of God or his attributes as shared in the Sample Lesson.



TALK IT!

- Jesus wants us to obey our parents.
- Jesus wants us to obey him. This makes him happy.
- We show our love for God by obeying him in all things.
- You will see in the story that blessing follows obedience.
- Obeying and following Jesus together is an exciting journey.

Here you can begin the discussion talking about obedience. When we obey our parents we are in fact obeying God, since he said we are to obey our parents in all things. Have children share the challenges they find in being obedient but also the blessings they experience because of obedience. Finally, help them understand how love and obedience are linked.

Love



CAN YOU HEAR IT?

The Story of Abraham (Genesis 12:1-5)

Abraham lived a very, very long time ago. When he was pretty old, God said to him, “Leave your country, your family and your relatives, and go to the land that I will show you. I will bless you and make your descendants into a great

nation. You will become famous and be a blessing to others. Everyone on earth will be blessed because

of you.” Abraham obeyed God. He left with his

wife, Sarah, his nephew Lot, and all of their belongings. They moved a long way from

home, from a city called Heron to their new home, which they called the Promised Land.

Can you think of why Abraham did what God asked him to do? Yep, you got it! He was

learning to love and obey. His obedience was just the beginning of his lifelong adventure of

growing in obedience, love and faith.



CAN YOU DO IT?

- Show your love and devotion to God by obeying what he asks.
- Obey your parents because this honors God.
- Commit to love God with all your heart, soul, mind and strength.

Love



PLAY IT!

Don't Look Back

1. Divide all the players into groups of 10 players. Each group holds hands and forms a large circle. Drop hands and face of the back of the person to your right, facing their "tail."
 2. Distribute three tails (a strip of fabric or string or anything that can easily be pulled off) to all the players and have them tuck it into their pants, skirt or belt loop if possible. (For players who can't tuck in a tail: tie a longer piece of cloth around their waist as a belt and then tuck the tail into that.) [Important: If "tails" are not available simply tag the player in front of you.]
 3. Explain that the object of the game is for the players to grab the tail of the player in front of them. When a tail is removed that player is out for this round.
 4. **IMPORTANT:** Explain to players that to be successful, the players should not look back, but focus on what is in front of them — their goal.
 5. **IMPORTANT:** If running in a circle (trying to reach the player's tail in front of you) is too challenging (often this is difficult if you have fewer players), simply play tails in a large square. Say "Start" and players try to protect their tails while trying to take the tails off other players.
 6. When the coach says "Stop," the players that still have their tail(s) are the winners.
- **Truth to Life Connection: Abraham was called by God to go to a new home. Abraham had to leave behind all that was familiar to him, his home, his parents, his job. Looking forward, Abraham obeyed God and God blessed Abraham mightily.**

QUESTIONS

1. Well that game was fun! It was so important to look forward — what happened if a player looked back at his or her tail? (the player slowed down and lost his/her tail)
2. In the Bible what are some things that Abraham gave up and left behind to look forward and follow God? (his land, his job, his friends)
3. Jesus thank you for calling me here today. Show me now how you want me to obey you, and how to love you with all my heart, soul and mind. (Pause) God I love you, I want Jesus to help me obey.



Love



WORKSHEET

1 Can you remember the 2nd line of the prayer, LOVE, and write it below?

2 Fill in the blanks.

Matthew 22:37,38: “ _____ the Lord _____ with all your _____ and with all your _____ and with all your _____. This is the _____ and greatest _____.”

3 What does it mean to obey?

4 What do you think is the hardest thing about being obedient?

5 **RESPONSE TIME:**

On a piece of lined writing paper, use your best handwriting to write today’s memory verse and then tape it onto your favorite colored paper — the colored paper should be larger so it looks like a frame. You can hang this on the wall of your bedroom or on your desk to remind you of God’s greatest commandment.

Obedience

IT'S A



What should you do at the start of every day?

TRUST, OBEY & PRAY!

What should you do when you read God's Holy Word?

TRUST, OBEY & PRAY!

What should you do when you're tempted to do wrong?

TRUST, OBEY & PRAY!

What should you do when you've had a bad, bad day?

TRUST, OBEY & PRAY!

What should you do when you're scared in the night?

TRUST, OBEY & PRAY!


What should you do that is pleasing in God's sight?

TRUST, OBEY & PRAY!

The teacher leads by reading the words in black, and the children follow with the response in blue highlight. Afterward, encourage the class to write their own rap as a group, writing their suggestions on the board. Watch the excitement build as the children rap what they have just written!

Compassion

*Help me love others
the way you love me.*





JOHN 15:12

My command is this: Love one another as I have loved you.



Compassion



CAN YOU SAY IT?

Help me love others the way you love me.

JOHN 15:12

My command is this: Love one another as I have loved you.



CAN YOU FIND IT?

Matthew 5:44-48

1 Corinthians 13:4-7

1 John 4:7-11

1 John 3:18

Who are we
commanded
to love?

How are we
to love?


CAN YOU FEEL IT?



When do you
really feel the love
of your family?

When do you
feel loved by
God?

Compassion



“POPCORN PRAYER” BREAKOUT SESSION

Lead the children in prayer time once again by praying, **“Help me love others the way you love me.”** Have the children repeat the prayer. Encourage them to pray one-sentence prayers asking God in their own words for ways to show his love to others. They can shout out the names of God or his attributes as shared in the Sample Lesson.



TALK IT!

- Loving others is so important that it’s right up there with loving God with all of your heart, soul and mind.
- Loving others means loving your friends and your enemies. Ouch! That’s a tough one.
- Loving others means loving as Jesus loved, sacrificially. That means putting others before yourself.

Encourage children to share and discuss openly their concerns and challenges in loving others the way Jesus requires. Refer to the passage in Matthew 5. Children may wish to share their struggles in relationships and why it is difficult to love those who may not like them. Talk about the characteristics of love as laid out in 1 Corinthians 13. Which are more difficult to follow, which are easier?

Compassion



CAN YOU HEAR IT?

The Good Samaritan (Luke 10:25-37)

What does it mean to love others the way God loves us? Let's find out. Someone asked Jesus, "Who is my neighbor?" Jesus explained by telling a story. He did that a lot. Jesus was a good storyteller. He said, "A man was traveling down the road



from Jerusalem to Jericho and was attacked by a gang of bad men who beat him, stole his money and everything he owned, and left him half-dead on the side of the road. A priest walked by, and seeing the man went to the other side of the street." Between you and me, he wasn't very compassionate. Jesus continued, "A Levite, a religious leader, also passed by the man, and he too crossed to the other side." Wow, really? Do you know what happened next? "A Samaritan (someone looked down upon by the Jews) saw the injured man, and do you know what he did? He showed God's love by helping care for him. He cleaned and bandaged his wounds,

put the man on his own donkey, took him to an inn (like a hotel), and asked the innkeeper to continue caring for him until he was better. The Samaritan said, 'Here are some silver coins to cover the expenses, and if it costs more, I will pay you back when I return this way.'" Do you know how Jesus finished the story? He said, "Now go and do the same."



CAN YOU DO IT?

- Love like Jesus loves, sacrificially.
- Love with our actions, not only our words. When you care for others you are showing compassion.
- Love Jesus with all your heart and ask his Holy Spirit to love others through you.

Compassion



PLAY IT!

Never Ending Cup

1. Divide players into at least two teams (more teams if you have lots of children).
2. Line the players up shoulder to shoulder into straight lines and have players spread out about arms' width apart.
3. At the front of each line have a large bucket and at the end of each line have a large bucket.
4. Give each player a small paper cup.
5. At the sound of "Go" the first player in each line goes to the front bucket and gets some water, runs back to the line and pours the water into the cup of the next player — not keeping the water but sharing his/her water with the next player — and so on. The last player in the line pours the water into the bucket at the end of the line and shouts "Help I Need More Water!"
6. When the first player hears the shout they can then go back to the bucket to get more water in their cup and again pass to the next player and repeat the process.
7. **IMPORTANT NOTE FOR COACHES:** The first round, have only a very little bit of water in the starting bucket; each round add additional water into the starting bucket so the children can pass more water each round.
8. **FUN FACTOR:** Make a mark about midway on the bucket at the end of the line and tell the children they have to go over the line in under five minutes!

- **Truth to Life Connection:** We give away to others what we have received from God.

QUESTIONS

1. Boys and girls why did you keep giving your water to the person next to you? Why didn't you just keep the water? (the more water I gave the more water I received)
2. In the Bible there was a man who was hurt and needed help; why do you think the Good Samaritan was so kind to the hurt man and helped the man? (the man was in need, and the Samaritan could meet that need)
3. God help me keep my eyes open to see people around me that need help, people that need compassion. Jesus please show me right now in my life who needs help. (Pause) Jesus help me love others and be a helper.



Compassion



WORKSHEET

1 Can you remember the 3rd line of the prayer, COMPASSION, and write it below?

2 Fill in the blanks.

John 15:12: "My _____ is this, _____ one _____
as I have _____ you."

3 Why is Jesus' death on the cross an example of his perfect love for you?

4 Name one way you can show sacrificial love to someone you know.

5 **RESPONSE TIME:**

Using construction paper, crayons and markers, make a card for someone you want to show love to. You may want to write the memory verse for today some place on the card!

Compassion

IT'S A



I love you, God, with all my heart!

I DO, I DO!

I love you, God, with all my soul!

I DO, I DO!

I love you, God, with all my mind!

I DO, I DO!

I love you, God, with all my strength!

I DO, I DO!

Your love is something I want to see and feel!

I DO, I DO!


I want to show others your love is real!

I DO, I DO!

The teacher leads by reading the words in black, and the children follow with the response in blue highlight. Afterward, encourage the class to write their own rap as a group, writing their suggestions on the board. Watch the excitement build as the children rap what they have just written!

Repentance

*I am sorry for my sins.
Wash me clean.*





PSALM 51:2

Wash me thoroughly from my iniquity,
and cleanse me from my sins.



Repentance



CAN YOU SAY IT?

I am sorry for my sins. Wash me clean.

PSALM 51:2

Wash me thoroughly from my iniquity, and cleanse me from my sin.



CAN YOU FIND IT?

Matthew 6:9-15

Acts 3:19

1 John 1:9



CAN YOU FEEL IT?



Repentance



“POPCORN PRAYER” BREAKOUT SESSION

Lead the children in prayer time once again by praying, **“I am sorry for my sins. Wash me clean.”** Have the children repeat the prayer. Encourage them to pray one-sentence prayers asking God in their own words to forgive them and/or help them to forgive others. They can shout out the names of God or his attributes as shared in the Sample Lesson.



TALK IT!

- What is the hardest thing for you to understand about forgiveness?
- Why can it be difficult to forgive others who have hurt you?
- Why is it hard to say, “I’m sorry, please forgive me”?
- How do you feel after coming clean before God, your parents, your siblings or friends?

Lead the discussion by talking about God’s willingness to forgive all of our sins. He is our example, and because he forgives us we need to be willing to forgive others. You may want to read the Lord’s Prayer together. Encourage the children to share openly about times they find it hard to forgive, and compare that to how they feel when they have been forgiven.

Repentance



CAN YOU HEAR IT?

Parable of the Unforgiving Servant (Matthew 18:21-35)

Peter asked Jesus, “How many times should we forgive someone who sins against us, up to seven times?” Jesus replied, “Seventy times seven,” and began to tell another story. There once was a king who called his servants to have them tell him



what they owed him. One servant owed the king a huge amount of money that he would never be able to repay. The king said, “I am going to sell you and your family as slaves in order to pay the money you owe to me.” The man cried, “No, please, please don’t do that! I beg you. Please show mercy to my family and me.” The king was a kind man and felt compassion and said, “I release you—you are free of all debt!” But guess what that very same man did? He went and found his servant that owed him a tiny amount of money and said, “If you don’t pay me back every penny you owe I will throw you in jail.” The servant begged, “Please be patient with

me. I beg you for mercy!” But the man had a cruel heart and showed no mercy. Instead he put him in jail. It wasn’t long before the king found out what his forgiven servant had done. He became very angry and said, “You wicked servant! I forgave you the huge debt because you begged me. Why didn’t you show that same compassion to your servant?” And do you know what he did? He threw him into prison to be punished until the money he owed could be repaid.



CAN YOU DO IT?

- Repent of your sins every day, asking God to wash you clean, making you white as snow.
- Believe that God washes away all your sin.
- Ask God to help you not to sin.
- Ask God to help you be forgiving and kind.
- Always be ready to forgive others and not hold a grudge against them.

Repentance



PLAY IT!

Red-Light Green-Light

1. Show players the starting line and finish line for the game.
 2. Direct all the players to stand in line behind the starting line.
 3. Explain that when the Game Zone Leader shouts “Green Light,” players can run towards the finish line. When the Game Zone Leader shouts “Red Light,” players should stop immediately. Players who do not stop at “Red Light” return to the starting line to restart.
 4. Have the coach stand at the finish line and turn around facing away from the players. Alternate between shouting “Green Light” and “Red Light.” The first player to reach where the Game Zone Leader is standing wins.
 5. When the coach calls “Red Light” the coach spins around to make sure all the players stopped. Any player that is running after the time the coach calls “Red Light” is breaking the rules and must 1. Stop. 2. Go Back to the Starting Line. And 3. Start over.
 6. Play several rounds.
- **Truth to Life Connection: This is a clear demonstration of Repentance: When one breaks the rules one must 1. Stop. 2. Turn Around. 3. Go Back to the Starting Line. And 4. Start over.**

QUESTIONS

1. In the game what did you have to do if you kept running or fell down when a leader called out red light? (stop, turn around, go back, and start over).
2. In the Bible did the man receive Grace and Forgiveness from the king? (yes) Then did that man give Grace and Forgiveness to the man that owed him money? (no) Was the king pleased or displeased with the man that did not forgive? (displeased!)
3. Jesus you give us forgiveness, Jesus you give us grace. When I do things I’m not supposed to do please remind me to Repent: to stop, to turn around, to go back, and to start over. Please show me areas that I need to repent. (Pause) Thank you for your grace, for washing and cleansing me, and forgiving me Lord Jesus. Let me forgive others too.



Repentance



WORKSHEET

1 Can you remember the 4th line of the prayer, REPENTANCE, and write it below?

2 Fill in the blanks.

Psalm 51:2: "Wash me _____ from my _____ and _____ me
from my _____."

3 Why should we confess our sins to God every day?

4 Why is it important that we forgive others?

5 RESPONSE TIME:

Forgiveness Links: Cut equal strips of paper. On one side of the paper write, "God forgives me when..." On the back side write, "I forgive others when..." And staple or tape each link inside the next link. You can hang it in your room as a reminder to thank God for his unending forgiveness.

Repentance

IT'S A



What should we do when we disobey?

REPENT, PRAY & TURN AWAY!

What should we do when we say something wrong?

REPENT, PRAY & TURN AWAY!

What should we do when we tell a lie?

REPENT, PRAY & TURN AWAY!

What should we do when we start a fight?

REPENT, PRAY & TURN AWAY!

What should we do when we don't forgive?

REPENT, PRAY & TURN AWAY!

What should we do when we are unkind?

REPENT, PRAY & TURN AWAY!

What should we do when we want our own way?

REPENT, PRAY & TURN AWAY!

The teacher leads by reading the words in black, and the children follow with the response in blue highlight. Afterward, encourage the class to write their own rap as a group, writing their suggestions on the board. Watch the excitement build as the children rap what they have just written!

Worship

*I will praise you
with all my heart!*





PSALM 9:1

I will praise you, O Lord, with all my heart;
I will tell of all your wonderful deeds.



Worship



CAN YOU SAY IT?

I will praise you with all my heart!

PSALM 9:1

I will praise you, O Lord, with all my heart; I will tell of all your wonderful deeds!



CAN YOU FIND IT?

Psalm 145

Matthew 21:16-17

1 Thessalonians 5:18

Revelation 4:8-11

What is
praise?


How can I
praise God?

CAN YOU FEEL IT?



When can I
praise God?

Worship



“POPCORN PRAYER” BREAKOUT SESSION

Lead the children in prayer time once again by praying, ***“I will praise you, O Lord, with all my heart!”*** Have the children repeat the prayer. Encourage them to pray one-sentence prayers of praise and worship—telling God how great, awesome and wonderful he is. It can be a line from a worship song speaking of God’s greatness or whatever they want to tell God. They can shout out the names of God or his attributes as shared in the Sample Lesson.



TALK IT!

- Sometimes it is easier than others to praise God.
- Share when you feel it is easy to praise God.
- Share when you feel it is more difficult to praise God.
- Having a thankful heart not only pleases God but is part of praising him. Praise him when you wake up! Praise him when you eat! Praise him when you go to school and return home! Praise him before going to sleep!
- Developing a habit of praise will not only please your heavenly Father but will make you feel happy and blessed!

Children know how to worship! They don’t hold back in showing their love for Jesus, and it can be contagious. Have them share what style of worship they love best. Be sure to talk about thankfulness. It’s hard to be thankful for everything all the time. It’s never too late to start developing a habit of praise and thankfulness.

Worship



CAN YOU HEAR IT?

The Christmas Story (Luke 2:1-20)

A long, long time ago, more than two thousand years ago, a young girl named Mary was visited by an angel named Gabriel. He had a very special message for Mary. “Do not be afraid, Mary, you have found favor with God. You will be with



child and give birth to a son, and you are to give him the name Jesus. He will be great and will be called

the Son of the Most High.” There was great

rejoicing that followed Jesus’ birth. “Suddenly

many other angels came down from heaven

and joined in praising God. They said: ‘Glory

to God in the highest heaven, and on earth

peace to those on whom his favor rests.’”

Shepherds soon came to visit and worship

the newborn baby king. They were glorifying

and praising God for the things they saw and

heard. Wise men came from the east searching

for baby Jesus. The beautiful bright shiny star

that shone in the night sky led the way for them

to come and worship their king. Just like Mary, Joseph, the

shepherds and the wise men honored and worshiped Jesus, we are to honor and

worship him, too. And one day, when we are in heaven, we will be around his throne

honoring and worshiping him forever and ever.



CAN YOU DO IT?

- Praise God every day throughout the day.
- Praise God in all circumstances. This is a choice.
- Have a thankful heart to God and for those God places around you: your family, your friends and your teachers.
- Develop a habit of praise.

Worship



PLAY IT!

My Favorite Song

1. Demonstrate the hand motions for the song “Humble Yourself in the Sight of the Lord.”
 2. www.youtube.com/watch?v=qpyDJMCL9yc
 3. (Humble yourself = put hands palms up and face towards the ground
He will lift you up = from a kneeling position, first raise to one knee then stand up, then have hands fully extended up in worship to the Lord)
 4. Divide the players into two groups and give each group one song to listen to and create their own hand motions (have two of your favorite worship songs ready).
 5. Let each group practice their motions then teach their motions and “perform” for the other group. Then the other group teaches and “performs” their worship song motions.
 6. At the very end have all players vote for their favorite worship song of the three experienced. After voting ask, “Why is that your favorite worship song?”
- **Truth to Life Connection: Children are learning to worship in a way that is meaningful to them, and most important — children are beginning to reflect and consider what is “MY favorite worship song” & why? Coach, share your favorite worship song and share why it is your favorite with the children.**

QUESTIONS

1. In the game why did you choose the worship song you chose? (Important: Take time to ask the “why” question; this experience allows children to truly begin to consider worship and why they enjoy worship, and what worship song is their favorite.)
2. In the Bible God sent his son, Jesus, and the shepherds, wise men and even the kings worshiped Jesus. What part of Jesus’ life — his birth, his life, his death to pay your penalty, or his resurrection — rising from the dead — are you most thankful for in your life?
3. Dear Jesus thank you for coming in the form of a baby. Jesus thank you for being my Savior, dying to pay my penalty. Jesus thank you for being my Lord. Jesus show me other ways I can worship you other than singing worship songs. (Pause) Jesus help me tell others about your wonderful works through my words, my actions and my attitudes.



Worship



WORKSHEET

1 Can you remember the 5th line of the prayer, WORSHIP, and write it below?

2 Fill in the blanks.

Psalm 9:1: "I will _____ you, O Lord, with all my _____;
I will _____ all of your _____ deeds."

3 Can you name different ways we can worship Jesus?

4 What is your most favorite form of worship?

5 **RESPONSE TIME:**

Making a musical instrument (maraca) is simple and fun. Partially fill an emptied water bottle with rice or dried beans. Decorate the bottle with stickers or markers. Sing and dance for Jesus!

I will praise you, O Lord, with all my heart; I will tell of all your wonderful deeds!

Worship

IT'S A



Jesus is worthy of all our praise!

AMEN, AMEN!

We should praise him every day throughout the day!

AMEN, AMEN!

It brings him great joy to hear his children sing!

AMEN, AMEN!

So all together now let his praises ring!

AMEN, AMEN!

Jesus came to save us from our sin!

AMEN, AMEN!

Forever we behold him as Christ our King!


AMEN, AMEN!

The teacher leads by reading the words in black, and the children follow with the response in blue highlight. Afterward, encourage the class to write their own rap as a group, writing their suggestions on the board. Watch the excitement build as the children rap what they have just written!

Commitment

*Jesus, I want to
follow you as my Lord.
Change me any way
you want.*





LUKE 9:23

Whoever wants to be my disciple must deny themselves and take up their cross daily and follow me.



Commitment



CAN YOU SAY IT?

Jesus, I want to follow you as my Lord. Change me any way you want.

LUKE 9:23

Whoever wants to be my disciple must deny themselves and take up their cross daily and follow me.



CAN YOU FIND IT?

- Matthew 4:18-22
- Matthew 16:24
- Galatians 2:20

What does it mean to follow Jesus?

How is God changing me?

CAN YOU FEEL IT?



Who or what are you committed to following?

Commitment



“POPCORN PRAYER” BREAKOUT SESSION

Lead the children in prayer time once again by praying, ***“Jesus, I want to follow you as my Lord. Change me any way you want.”*** Have the children repeat the prayer. Encourage them to pray one-sentence prayers expressing their desire to follow Jesus as their Lord. They can shout out the names of God or his attributes as shared in the Sample Lesson.



TALK IT!

- Commitment is a promise of loyalty to a person or a cause.
- Commitments involve time, money and hard work. It’s like being on a sports team—paying your fees, going to practices and showing up for games.
- Jesus wants you to be committed to following him as Lord of your life.
- “Change me any way you want” is saying you are willing to live your life completely committed to Jesus Christ.
- Keeping commitments is not easy.

As you speak of commitments, have children share commitments they are involved in (sports, music, etc.) and what is easy as well as difficult about keeping those commitments. Talk about what it means to be a committed follower of Jesus. In what ways are they different? In what ways are they similar? Encourage them to share openly and honestly.

Commitment



CAN YOU HEAR IT?

Peter Wasn't Perfect (Luke 22:54-62)

Peter once said to Jesus, “Even if all the others reject you, I never will!” Jesus knew differently and told Peter that before the rooster would crow, Peter would deny him three times in the courtyard of the high priest’s house where Jesus was being questioned before his crucifixion. It happened



just like Jesus said. A servant girl saw Peter and said, “You were with Jesus.” “No, that’s not true—I don’t know what you are talking about!”

Peter shouted. Then another servant girl said to the people there, “This man was with Jesus,” and again Peter denied it. Some time passed. Peter was scared and really nervous.

He wanted people to stop recognizing him, but it happened again! “We know that you are one of them. You speak like someone from Galilee.” Peter began cursing and swearing

and said, “I do not know that man!” But then

it happened just like Jesus said it would, “Cock-a-

doodle-doo!” Uh oh, suddenly Peter remembered Jesus’

words, and he ran away crying. He knew he had done exactly what Jesus had predicted and he felt awful. But Jesus didn’t give up on Peter. Later, after Jesus was resurrected, he was on the shore of Lake Tiberius having breakfast with some of his disciples. Jesus asked Peter three times, “Peter, do you love me?” Each time Peter answered, “Yes, Lord, you know that I love you,” and each time Jesus said, “Feed my sheep.” Jesus wanted Peter to be his disciple and make disciples. Even though Peter wasn’t perfect, Jesus knew Peter really wanted to follow him as his Lord. Peter never denied Jesus again.



CAN YOU DO IT?

- Commit to following Jesus as Lord of your life.
- Commit to letting Jesus have full control of your thoughts, actions and desires.
- Let Jesus know he means more to you than anything else in the world and that you want to follow him, obey him and become more like him.

Commitment



PLAY IT!

True False

1. Have all players line up in the center of the room, players are to stand in line standing front to back.
 2. Make the line dividing the room in half. A right side and a left side. Explain that you will ask a question that the players must answer True or False, but rather than saying "True" or "False" the players will answer by running to the Right for a True answer or running to the Left for a False answer.
 3. Questions can start out fun like "The moon is made of green cheese!" (The answer is false and players must run to their left towards the "left wall.")
 4. FUN FACTOR: The last two players to make it to the wall are out and must sit out until the next game. Keep playing until there are four players left and announce them as the "Truth Champions."
 5. IMPORTANT: Ask review questions from previous sessions, "Jesus, the good shepherd, lost zero sheep!" (The answer is true and players must run to their right towards the "right wall.")
- **Truth to Life Connection: Peter did not tell the truth; Peter lied to protect himself and felt very sad after he lied. God desires for us to always tell the truth. Jesus is the way, the truth and the life, believers are to commit to follow and obey the truth.**

QUESTIONS

1. In the game there were only two possible answers for every question, "True" or "False." What direction did you run when the statement was true? (right)
2. In the Bible did Peter tell the truth or tell a lie? Why did Peter lie? When you have a choice to tell the truth or lie what should you do? (tell the truth) Why? (lies make us feel bad, telling lies is disobeying God)
3. Dear Jesus I want to follow you as my Lord. Change me any way you want. Jesus show me ways I can follow you. (Pause) The way may not be easy but I trust you to guide me.



Commitment



WORKSHEET

1 Can you remember the 6th line of the prayer, COMMITMENT, and write it below?

2 Fill in the blanks.

Luke 9:23: “Whoever wants to be _____ must deny _____ and take up their _____ and _____ me.”

3 Why is following Jesus a commitment?

4 What are some things you are committed to?

5 RESPONSE TIME:

Close your eyes and ask Jesus and listen, “What would I it look like if I were a passionate, committed follower of you?” What would you be doing? Draw a picture of what Jesus shows you and then share it with your class and your parents.

Commitment

IT'S A



You help your mom with chores throughout the day

THAT'S GOOD! THAT'S GOOD!

You sign up for a sports team but forget to go and play

THAT'S BAD! THAT'S BAD!

You help a friend who's struggling in class

THAT'S GOOD! THAT'S GOOD!

You skip your piano lesson 'cause you'd rather take a pass

THAT'S BAD! THAT'S BAD!

You keep all the promises that you have made

THAT'S GOOD! THAT'S GOOD!

So keep your commitments and remember to pray!

The teacher leads by reading the words in black, and the children follow with the response in blue highlight. Afterward, encourage the class to write their own rap as a group, writing their suggestions on the board. Watch the excitement build as the children rap what they have just written!

Dependence

*Fill me with your Holy Spirit.
I want to know your plans for me.*





EPHESIANS 5:18b
Be filled with the Spirit.



Dependence



CAN YOU SAY IT?

Fill me with your Holy Spirit. I want to know your plans for me.

EPHESIANS 5:18b
Be filled with the Holy Spirit.



CAN YOU FIND IT?

- Acts 2:1-17
- Romans 8:26,27
- Romans 15:13
- Galatians 5:22-26
- John 16:13a

What does it mean to be filled with the Spirit?

What does it mean to be dependent on God?


CAN YOU FEEL IT?



What does it mean to hear God's voice?

How can we be filled with the Spirit?

Dependence



“POPCORN PRAYER” BREAKOUT SESSION

Lead the children in prayer time once again by praying, **“Fill me with your Holy Spirit. I want to know your plans for me.”** Have the children repeat the prayer. Encourage them to pray one-sentence prayers asking for God to fill them with his Spirit and make them channels through which the Spirit can flow. They can shout out the names of God or his attributes as shared in the Sample Lesson.



TALK IT!

- God wants to speak to us. Sometimes it’s hard for us to hear. But if we keep listening, we can learn to know his voice.
- We need to be dependent upon God’s Holy Spirit. We need to trust in God’s power and not our own power.
- We need to be dependent on his Spirit to become more like Jesus.
- When you are filled with the Spirit, Jesus will be able to use you more and more.
- You will have more love, joy, peace, patience and the other fruit of his Spirit.

Lead the discussion by talking about what it means to have a friend and a comforter that you can rely on to help guide you through each day. What does that relationship feel like? Discuss the various fruit of the spirit, and let the children share which ones may be more of a struggle for them than others.

Dependence



CAN YOU HEAR IT?

The Comforter (John 14:15-31)

Take a moment, close your eyes, and imagine a friend whom you really love. Do you see their face? Now imagine that person saying, “I’m leaving tomorrow and going away to a far, far-off place where you can’t come. But don’t you worry, I’m going to leave my spirit here to talk with you and to play.” Now of course this would never happen outside of God, but this is what



happened right before Jesus died on the cross and rose to the right hand of His Father in heaven. He did not leave us alone. Jesus said in John 14:16-17, “And I will ask the Father, and he will give you another Helper, to be with you forever, even the Spirit of truth.”

Jesus sent his spirit to help the church begin their mission. It wasn’t long after that on a very special day, called Pentecost, a strong wind blew, and he filled everyone with his Holy Spirit. His Spirit would be with them always as their comforter, teacher and guide. That same Holy Spirit lives inside those who are his children, like you and me. He wants to guide us by his Spirit. Are we listening?



CAN YOU DO IT?

- Become dependent on God’s Spirit to guide, comfort and teach you.
- Ask your heavenly Father each day to fill you with his Spirit.
- Can I take some time and listen to God? “Give God A High Five!” means to be completely still and silent for five minutes with our Most High God. Listening can be even more important than speaking. How might God be speaking to you? Read Psalm 46:10 together.

Dependence



PLAY IT!

Simon Sez

1. Before you start explain that players will need to listen carefully in this next game.
 2. One coach is "Simon." Simon makes a request like "touch your toes." Children only respond if Simon says, "Simon Sez touch your toes."
 3. Children are out if they do something that Simon does not tell them to do.
 4. At first all the requests Simon asks the children to do should be easy to follow. Such as touch your ear, do five jumping jacks. Lie on your tummy, sit down, stand up. As the game progresses Simon can make the requests more challenging like "Simon Sez touch your toes but not your nose," "Simon Sez touch your nose and your toes," "Touch your ears" (without saying "Simon Sez").
 5. Play until there are four players left and announce them as Champion Listeners and Champion Followers.
 6. **IMPORTANT:** Play again; this time have Simon WHISPER QUIETLY.
 7. Play until there are four players left and announce them as Master Champion Listeners and Master Champion Followers.
- **Truth to Life Connection:** God is always talking to us through the Holy Spirit. We must depend and trust that God will comfort, teach and guide us. We need to pay attention and listen for God speaking to our heart.

QUESTIONS

1. To quickly obey "Simon" what did you have to do? (listen closely, focus, and obey immediately the command from Simon) What did you have to do when Simon whispered?
2. We need to hear God's Holy Spirit, our comforter, teacher and guide. How can we hear God speaking to us? What should we do? (listen closely, focus, obey immediately the commands from God) What does it mean to depend, trust, rely on the Holy Spirit to guide you?
3. God fill me with your Holy Spirit, help me to listen closely for your quiet voice when you speak to me. Holy Spirit speak to my heart now and show me one way I can follow you more closely. (Pause) Holy Spirit, thank you for being my teacher and my guide.



Dependence



WORKSHEET

1 It's getting more difficult, but you can do it! Can you remember the 7th line of the prayer, DEPENDENCE, and write it below?

2 Fill in the blanks.

Ephesians 5:18b: "Be _____ with the _____."

3 Name the fruit of the Spirit below:

_____	_____	_____
_____	_____	_____
_____	_____	_____

4 What is the most challenging or difficult fruit for you to demonstrate?
How can praying help?

5 RESPONSE TIME:

Give God A High Five! Close your eyes and listen for what God might be saying to you. Did he remind you of a Bible verse? Did he give you any ideas? Did he remind you of any particular person? Draw or write on a piece of paper what you think God may be saying to you.

Dependence

IT'S A



Katie decided to invite her friend to church.

IN THE SPIRIT? YES, YES, YES!

Joe didn't study and cheated on a test.

IN THE SPIRIT? NO, NO, NO!

Suzie shared her testimony with a friend in class.

IN THE SPIRIT? YES, YES, YES!

Brian taught his sister how to ride a bike.

IN THE SPIRIT? YES, YES, YES!

Peter took something that did not belong to him.

IN THE SPIRIT? NO, NO, NO!

Jesse started praying for a missionary's kid.


IN THE SPIRIT AND THAT'S A RAP!

The teacher leads by reading the words in black, and the children follow with the response in blue highlight. Afterward, encourage the class to write their own rap as a group, writing their suggestions on the board. Watch the excitement build as the children rap what they have just written!

Influence

*Make me a messenger of
your grace, truth and justice.*





JOHN 1:14

We have seen his glory, the glory of the one and only Son, who came from the Father, full of grace and truth.



Influence



CAN YOU SAY IT?

Make me a messenger of your grace, truth and justice.

JOHN 1:14

We have seen his glory, the glory of the one and only Son, who came from the Father, full of grace and truth.



CAN YOU FIND IT?

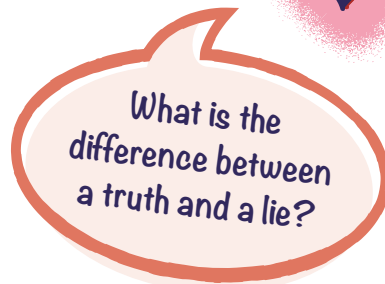
Matthew 19:13-15

Acts 2:16,17


Luke 18:15-17



CAN YOU FEEL IT?



Influence



“POPCORN PRAYER” BREAKOUT SESSION

Lead the children in prayer time by praying, ***“Make me a messenger of your grace, truth and justice.”*** Have the children repeat the prayer. Ask the children to pray one-sentence prayers asking God to use them to share his truth and show his grace to others around them. They can shout out the names of God or his attributes as shared in the Sample Lesson.



TALK IT!

- Jesus showed justice every day when he was healing the sick and helping the poor.
- He did not care if they were old, young, rich or poor.
- He treated everybody fairly.
- He was loving and gracious to everyone.
- He always spoke the truth.

Have the children share ways they can be agents for justice. Discuss when it may be hard to tell the truth. How can hiding God’s word in your heart help you speak truthfully?

Influence



CAN YOU HEAR IT?

Jesus and the Children (Matthew 18:1-6)

One afternoon on a bright and sunny day, the disciples were sitting around talking with Jesus. And just like we sometimes worry about who gets treated the best at home, at school or on the playground, the disciples were wondering that very same thing. “Hmm, so, Jesus,” they asked, scratching their heads, “who’s the most important in the kingdom of heaven?” My guess is they were hoping Jesus would name one of them. Well, Jesus knew just what they were thinking, and called a child over. “Stand beside me,” he said. Then he looked his disciples in the eyes and said the most amazing thing, “Whoever humbles himself like this child is the greatest in the kingdom of heaven.” He said something even more amazing after that, “Whoever welcomes a little child in my name welcomes me.” Whoa! And you know if Jesus said it, he meant it, because he only spoke the truth.



Jesus had a heart for justice. He cared for the poor. He showed compassion for the sick. He brought peace to those who were hurting inside. And he always loved spending time with children, who were often ignored. Jesus said, “It will be terrible for any person who hurts a little child.” Can you feel how much God loves and cares for you?



CAN YOU DO IT?

- Allow God to use you to share his message of grace, truth and justice.
- Decide in your heart to always speak the truth.
- Memorize God’s Word.

Influence



PLAY IT!

Here There Penalty & Good News Hand Motions

1. All players line up on one side of the room or field space. Point out a spot in the distance. Instruct players to run from here (the starting line) to there (the point in the distance) and return.
2. **IMPORTANT:** Note the time it takes for all the players to return to the starting line. Tell the players they must run again, but this time in half the time or there is a penalty of 10 pushups. **IMPORTANT:** For this experience the players must NOT be able to finish under the time — the race is designed for the players to fail.
3. Allow players to try again. Allow just the girls to run, allow just the boys to run, allow just the younger players to run.
4. After the players have tried many times sadly explain that they did not accomplish the goal, they fell short, and there must be a penalty for falling short.
5. Just before having the players pay the penalty by doing the pushups — have one of the other coaches come running up and state something like this: “Coach, you cannot make these players do pushups! Look how tired they are!” Reply: Yes, but we agreed there must be a penalty. Have the other coach say: “Wait! I’ll pay their penalty” (before there can be any discussion, have the other coach begin the 10 pushups).
6. Have the children countdown the penalty pushups as the other coach takes their place 1-2-3-4-5-6-7-8-9-10!
7. Share with the children and train them how to do the “Creation to Christ Hand Motions” (see appendix page for pictures of motions).

- **Truth to Life Connection: God desires to use children to influence their family and friends.**

QUESTIONS

1. Boys and girls are your arms tired from doing all the penalty pushups? (no, Coach blank took our penalty and did the pushups) Wow! Why would Coach blank take your penalty?
2. In the Bible because of our sin, things displeasing to God, we have earned a penalty (death). Who paid your penalty? (Jesus) Why would Jesus pay your penalty?
3. Jesus thank you for loving me so much that you died in my place, you took my penalty. Boys and girls let’s be quiet for a moment and think about how much Jesus loves you. (Pause) Jesus please forgive me for my sins. I want to repent and turn from my sins. Jesus please be my Savior. Jesus how can my life show Grace, Truth and Justice? (Pause) Jesus thank you for making me one of God’s children. Holy Spirit shine through me every way and everyday!



Influence



WORKSHEET

- 1 Can you remember the 8th line of the prayer, INFLUENCE, and write it below?

- 2 Fill in the blanks.

John 1:14: “We have seen his _____, the glory of the _____ and only _____, who came from the _____, full of _____ and _____.”

- 3 Have you welcomed someone that was new to your school, church or neighborhood? If so, share a time when you welcomed that person. If not, how about giving it a try? The more you do it, the easier it gets!

- 4 Can you think of a time when you were able to influence or persuade someone to do the right thing in a difficult situation? If so, share how that person responded to your help.

- 5 **RESPONSE TIME:**
Ask God and listen as you answer the questions. Can you think of some ways God can use you to reach out to those around you? Maybe start a prayer club at church? Maybe invite some friends to church that usually don't go to church? Welcome a new neighbor or child in your class?

Influence

IT'S A



I want to be your agent of truth!

I DO, I DO!

I want to speak your words of grace!

I DO, I DO!

I want to show your justice in my life every day!

I DO, I DO!

I want to help those who are lost and gone astray!

I DO, I DO!

I want to help those who don't have much!

I DO, I DO!

I want to help those whom others ignore!

I DO, I DO!

I want to be your agent of love!

The teacher leads by reading the words in black, and the children follow with the response in blue highlight. Afterward, encourage the class to write their own rap as a group, writing their suggestions on the board. Watch the excitement build as the children rap what they have just written!

Discipleship

*Use me for your glory
and to invite others
to follow you.*





MATTHEW 28:19

Go therefore and make disciples of all nations, baptizing them in the name of the Father, the Son and the Holy Spirit.



Discipleship



CAN YOU SAY IT?

Use me for your glory and to invite others to follow you.

MATTHEW 28:19

Go therefore and make disciples of all nations, baptizing them in the name of the Father, the Son and the Holy Spirit.



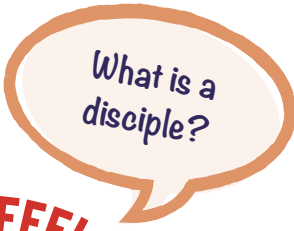
CAN YOU FIND IT?

Mark 16:15

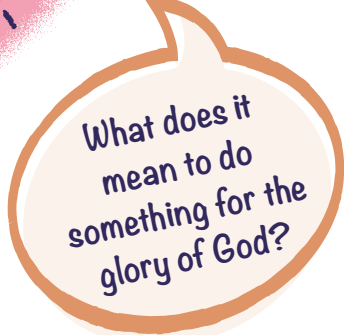
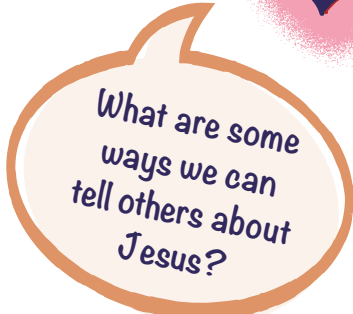
John 17:4-5

Romans 10:13-17


Colossians 3:17



CAN YOU FEEL IT?



Discipleship



“POPCORN PRAYER” BREAKOUT SESSION

Lead the children in prayer time once again by praying, *“Use me for your glory and to invite others to follow you.”* Have the children repeat the prayer. Encourage them to pray one-sentence prayers expressing their desire to be used for God’s glory and boldness in inviting others to follow Jesus. They can shout out the names of God or his attributes as shared in the Sample Lesson.



TALK IT!

- Missionaries are those who have been called by God to preach the gospel of Jesus Christ.
- Many times that means traveling to a faraway country and learning a new language and culture. It is a life of sacrifice and devotion to God.
- Jesus wants us all to be missionaries wherever we live and to be his light at school and at home.

You might want to begin by having the children share missionary stories from their church or from those they know around the world. Encourage them to talk about ways they can share Jesus with their family and friends.

Discipleship



CAN YOU HEAR IT?

Saul of Tarsus Becomes Paul, an Apostle of Jesus Christ (Acts 9:1-22)

Paul, once a hater and enemy of Christ and his followers, became one of the most important leaders of the early Church and a missionary of the gospel. It happened one day as Saul (before his name got changed to Paul) was walking on the road to

Damascus. A very bright light from heaven caused him to fall to the ground. It made him blind. Saul heard a voice say, "Saul, why are you persecuting me?"

"Who are you, Lord?" Saul asked. "I am Jesus, whom you are persecuting." Saul was scared and shaking. For three days he could not see.

For three days he would not eat or drink. A godly man named Ananias was told by God to go and find Saul. "Ananias, I want you to restore Saul's sight. I have chosen him to be a missionary." This did not make sense to Ananias. He had heard all the terrible things Saul did to Christians, but Ananias obeyed God.

God healed Saul, and Saul began preaching and teaching about Jesus everywhere he went. Many became Jesus' followers. Saul's name was later changed to Paul. The Bible is filled with Paul's teachings and letters to churches. He turned the world upside-down for Jesus, giving God all the glory and teaching others to do the same.



God healed Saul, and Saul began preaching and teaching about Jesus everywhere he went. Many became Jesus' followers. Saul's name was later changed to Paul. The Bible is filled with Paul's teachings and letters to churches. He turned the world upside-down for Jesus, giving God all the glory and teaching others to do the same.



CAN YOU DO IT?

- Decide in your heart that whatever you do, you will do for the glory of God.
- Recognize your talents and abilities come from God.
- Let all you do be a gift of love to Jesus.
- Ask God to help you grow in boldness in inviting others to follow him.
- Ask God for opportunities to share his love wherever you go.
- Use the Creation to Christ hand motions to share the gospel message with a friend or family member. You will find this fun, easy-to-learn tool on page 109 at the back of this book.

Discipleship



PLAY IT!

Net Tag

1. Show players the boundaries that the game will be played in.
 2. For safety: If there are many players, divide them into several groups with the youngest players in one area and the oldest players playing in another area.
 3. **IMPORTANT:** Explain that the game is not over until ALL players are caught in the net.
 4. **IMPORTANT:** Choose the smallest player to be the one “It.” Choose one player to be “It.” The player selected to be “It” then chases the others, attempting to “Tag” one of them (touching them with a hand) while the other players try to escape.
 5. Once the “It” player tags another player both players are now “It,” and the two players hold hands stretching out like a “Net.”
 6. Each new player tagged joins the “Net” — players holding hands in a long line.
 7. Continue playing until the “Net” catches ALL the players.
 8. Continue playing more rounds as time allows, each time with a small player as the first player being “It.”
- **Truth to Life Connection:** One player started by simply capturing one player, then the net grew larger and caught more at one time, until finally ALL were caught in the net. Disciple making starts with discipling just one person then it multiplies to many!

QUESTIONS

1. In the game how many children had to be caught in the net for the game to be over, three or four? (everyone!) Wait, how did one player all by himself/herself capture everyone in the net? (started with one player then it multiplied fast)
2. In the Bible what did Jesus ask his followers, the disciples, to do? Did Jesus tell his disciples to make disciples of only one nation? (no, all nations!)
3. Dear Jesus I want to obey you by making disciples of all nations. I can start right now today by praying for all nations and by telling everyone I know about Jesus. God show me right now who are the people you want me to encourage to follow you. (Pause) Jesus teach me how to be a good disciple maker.



Discipleship



WORKSHEET

1 You're almost done! Can you remember the 9th line of the prayer, DISCIPLESHIP, and write it below?

2 Fill in the blanks.

Matthew 28:19: "Go _____ and make _____ of all _____, baptizing them in the _____ of the _____, the _____ and the Holy _____."

3 What is a missionary?

4 How can you or I be missionaries and make disciples even in our own neighborhoods?

5 RESPONSE TIME:

Name one person you know who doesn't know Jesus. Write their name on a card and commit to praying for them every day. Remember God can use you to tell others about his love!

Discipleship

IT'S A



I really want to have God's heart to love

YES, YES!

I really want to have God's heart to serve

YES, YES!

I know God can use me as his little one

YES, YES!

To share the story of his unending love

YES, YES!

I want to make disciples in Jesus' name

YES, YES!

Will you help me go and do the same?

YES, YES!

The teacher leads by reading the words in black, and the children follow with the response in blue highlight. Afterward, encourage the class to write their own rap as a group, writing their suggestions on the board. Watch the excitement build as the children rap what they have just written!

Authority

In Jesus' name I pray. Amen.





PHILIPPIANS 2:9

Therefore God exalted him to the highest place and gave him a name that is above every name.



Authority



CAN YOU SAY IT?

In Jesus' name I pray. Amen.

PHILIPPIANS 2:9

Therefore God exalted him and gave him a name that is above every name.



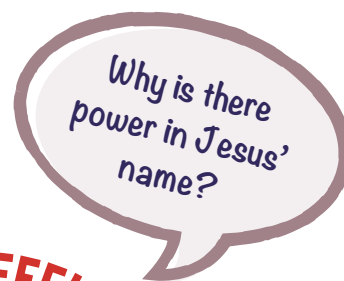
CAN YOU FIND IT?

Matthew 1:21

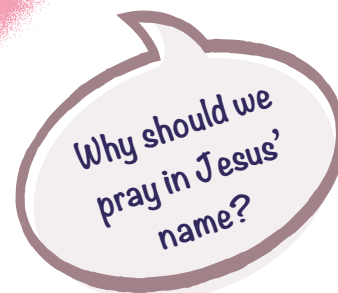
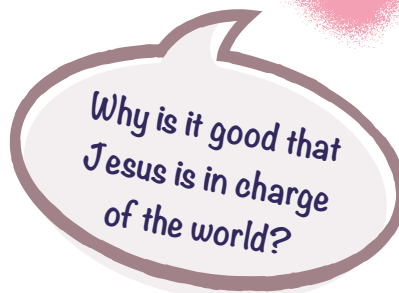
Matthew 28:18

John 14:13

Acts 4:12



CAN YOU FEEL IT?



Authority



“POPCORN PRAYER” BREAKOUT SESSION

Lead the children in prayer time by encouraging them to pray one-sentence prayers with a request in Jesus’ name. This can be for healing for themselves or a loved one, or it may be to help them grow in love or to be used by God in a special way. They can shout out the names of God or his attributes as shared in the Sample Lesson.



TALK IT!

- The Bible says, “All authority has been given to me in heaven and earth.” When we pray in Jesus’ name we have authority.
- This raises questions: Does God answer all of our prayers the way we want him to if we pray in Jesus’ name? Does this mean God will give me everything I want?
- Our prayers must focus on things that would glorify our Father in heaven and that would advance his kingdom on earth.

Have the children share openly about their prayer life. Have they experienced answer to prayers? Have they been frustrated because they have felt some prayers were not answered the way they hoped or not at all?

Authority



CAN YOU HEAR IT?

Blind Bartimaeus (Mark 10:46-52)

Bartimaeus was blind, and he was a beggar who lived in the streets of Jericho. He knew of Jesus and his wonderful deeds. He heard of how Jesus healed the sick, the blind and those who could not walk. Bartimaeus wanted Jesus to heal him, too. He cried, “Jesus, Master, have pity on me! Have pity on me!” The people around Bartimaeus were not kind. They yelled, “Oh, be quiet!” but Bartimaeus ignored them and continued calling out to Jesus. Jesus heard him and said, “Bring him to me.” The crowd said, “Cheer up! He is calling you!” Throwing his jacket, Bartimaeus jumped to his feet and went to Jesus. “What do you want?” Jesus asked. Bartimaeus replied, “I want to see!” Jesus answered, “Your faith has healed you.” Bartimaeus believed that Jesus had the power to heal people. Well you can imagine how happy Bartimaeus was when he could finally see. And can you imagine what it must have been like to open his eyes and see Jesus? He was never the same after that. He began following Jesus, telling everyone about the wonderful things he did.



CAN YOU DO IT?

- Focus your prayers on things that will please Jesus.
- Pray in Jesus’ name, for wisdom and guidance.
- Pray in Jesus’ name, for healing and strength.
- Believe in your heart that there is power in the name of Jesus.

Authority



PLAY IT!

“OK Coach!”

1. Explain to the players that you are the game coach and you are going to challenge the players in this game.
 2. Players stand shoulder to shoulder in two different lines facing each other — close enough to touch the others' outstretched arms. One player at a time will run from the front of the line to the end, between the outstretched arms.
 3. Sounds easy? The player has to run blindfolded (a cloth blindfold, or three socks tied together, or the player is simply told to close his/her eyes).
 4. **IMPORTANT FOR COACHES:** One coach stands at the end of the line to stop the players when they finish. Important: It is the coaches' responsibility for the safety of all players.
 5. **IMPORTANT FOR PLAYERS:** Make sure the players standing in the lines understand that if the player runs off course they need to gently guide them back with their hands into the line.
 6. One player at a time is chosen to run between the two lines from start to finish.
- **Truth to Life Connection:** The players listened and obeyed the coach because they trusted the coach — we all listen to our “coaches.” Even more believers in Jesus should trust, listen and obey Jesus because he has all authority!

QUESTIONS

1. In the game did you find it difficult to trust your coach when your coach told you to run blindfolded? Why did you listen to your coach; why do athletes listen to their coach? (the coach has more experience, the coach wants me to win, the coach has a playbook, and the coach has a better perspective)
2. Since God created everything and is in control of all things, and God's son, Jesus, is the King of Kings, how much power do you think is available when we ask and pray for something according to God's will in Jesus' name? (all power is available)
3. God thank you for sending Jesus to the earth, thank you that you allow me, one of your children, to pray in Jesus' name. God I rely, trust and depend on the Holy Spirit to guide me. God how would you use my life to bring you glory? (Pause) I ask this in Jesus' name.



Authority



WORKSHEET

1 Congratulations! You made it to the very last line of the prayer, **AUTHORITY!**
Can you write it below?

2 Fill in the blanks.

Philippians 2:9: “Therefore, God _____ him to the _____
place and _____ him a _____ that is _____ every
_____.”

3 In thinking about today’s Bible story, why do you think Bartimaeus was healed by Jesus? If Jesus heard Bartimaeus, can he also hear you? And if Jesus hears you, can he answer your prayers like he answered Bartimaeus’? The answer is, ‘Yes’! You can ask God for healing, for strength, or for help for yourself and others, because God hears and answers prayer!

4 **RESPONSE TIME:**

Make a Prayer Request Box. You can use any box: a shoe box, or a plain cardboard box of any size you choose. You can decorate the box with wrapping paper, or stickers, or just simply write the words: **MY PRAYER BOX**. Write down your prayer requests and keep them in the box remembering to pray each day. As God answers your prayers be sure to write that down too and always thank him for hearing and answering your prayers!

Authority

IT'S A



Jesus is a name that is above every name!

AMEN! AMEN!

In the name of Jesus we find truth and power!

AMEN! AMEN!

In the name of Jesus we find healing and strength!

AMEN! AMEN!

In the name of Jesus we find hope and joy!

AMEN! AMEN!

In the name of Jesus we find grace and peace!


AMEN! AMEN!

In the name of Jesus we find perfect love!

AMEN! AMEN!

The teacher leads by reading the words in black, and the children follow with the response in blue highlight. Afterward, encourage the class to write their own rap as a group, writing their suggestions on the board. Watch the excitement build as the children rap what they have just written!


Grace




Love




Permpokkieren



Repentance




Worship





Impudence

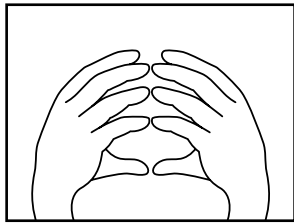




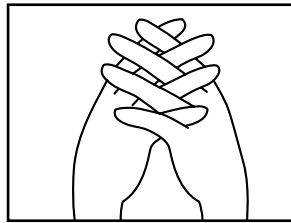


Creation to Christ Hand Motions

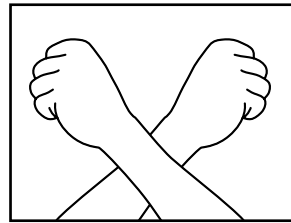
Here is a simple way for children to share the gospel message using hand motions. Please follow each diagram below and see just how fun and easy it is to share with your friends and family! This is a great tool that ties in well with the Discipleship prayer, "Use me for your glory and to invite others to follow you."



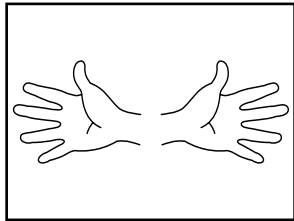
1. In the beginning God created a perfect world.




2. Sin broke God's perfect world.



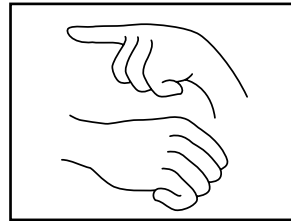
3. The penalty for sin is death.



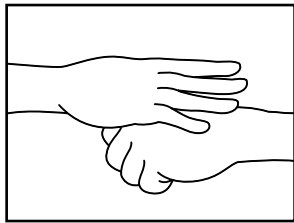
4. God's Son, Jesus, paid sin's penalty.



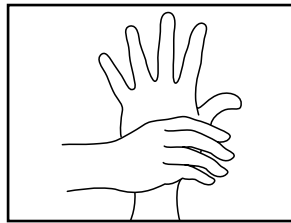
5. Jesus was the only perfect man.



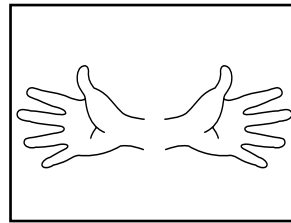
6. Jesus died.



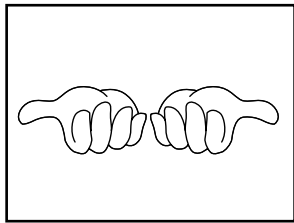
7. Jesus was buried.



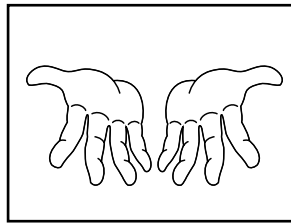
8. Jesus rose from death to life.



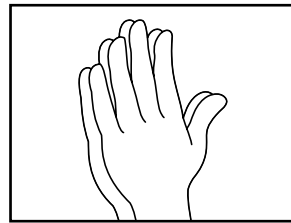
9. Because Jesus died for your sins,



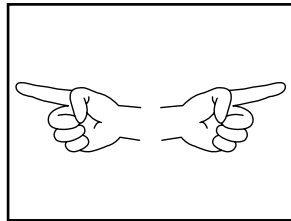
10. Jesus now offers you the gift of eternal life.



11. Would you like this gift?



12. With faith ask Jesus to be your Savior.



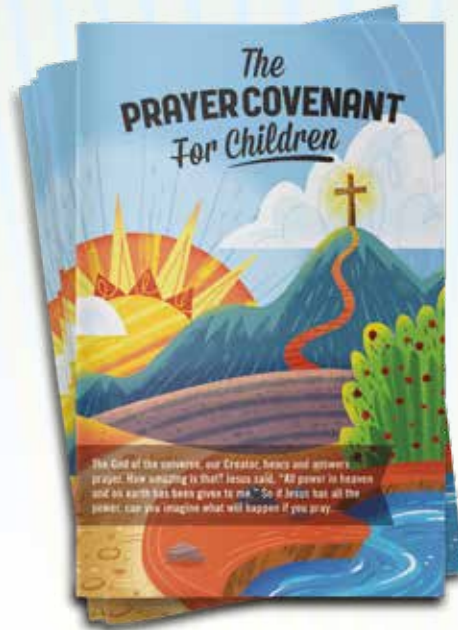
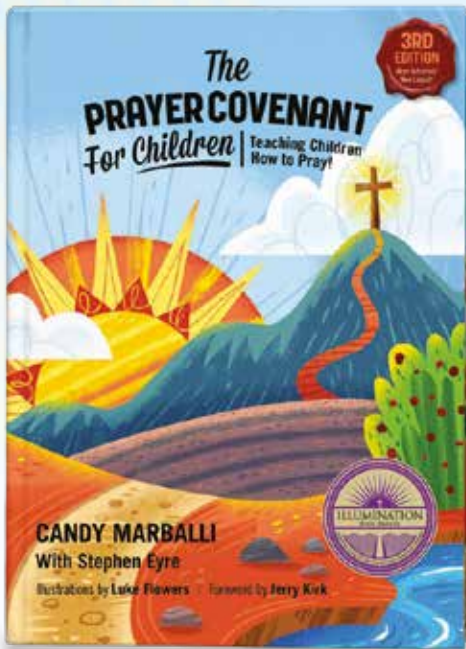
13. Go tell everyone this good news!

©2018 The Prayer Covenant for Children/Creation to Christ Hand Motions provided by GameLife77.com and line drawings provided by One Hope. All rights reserved



Prayer Covenant for Children Resources

Go online to explore samples of our book, booklets, prayer cards, coloring book and other free video training, audio and downloadable resources!



VISION: To see an awakening to the supremacy of Jesus Christ throughout His world.
MISSION: Leading children and adults to follow Jesus through the power of the prayer covenant.
JOIN THE MOVEMENT TODAY: For more information visit theprayercovenant.org/children

INVITING THE WORLD



to Pray!

Call to me and I will answer you and show you great and unsearchable things you do not know. –Jeremiah 33:3

